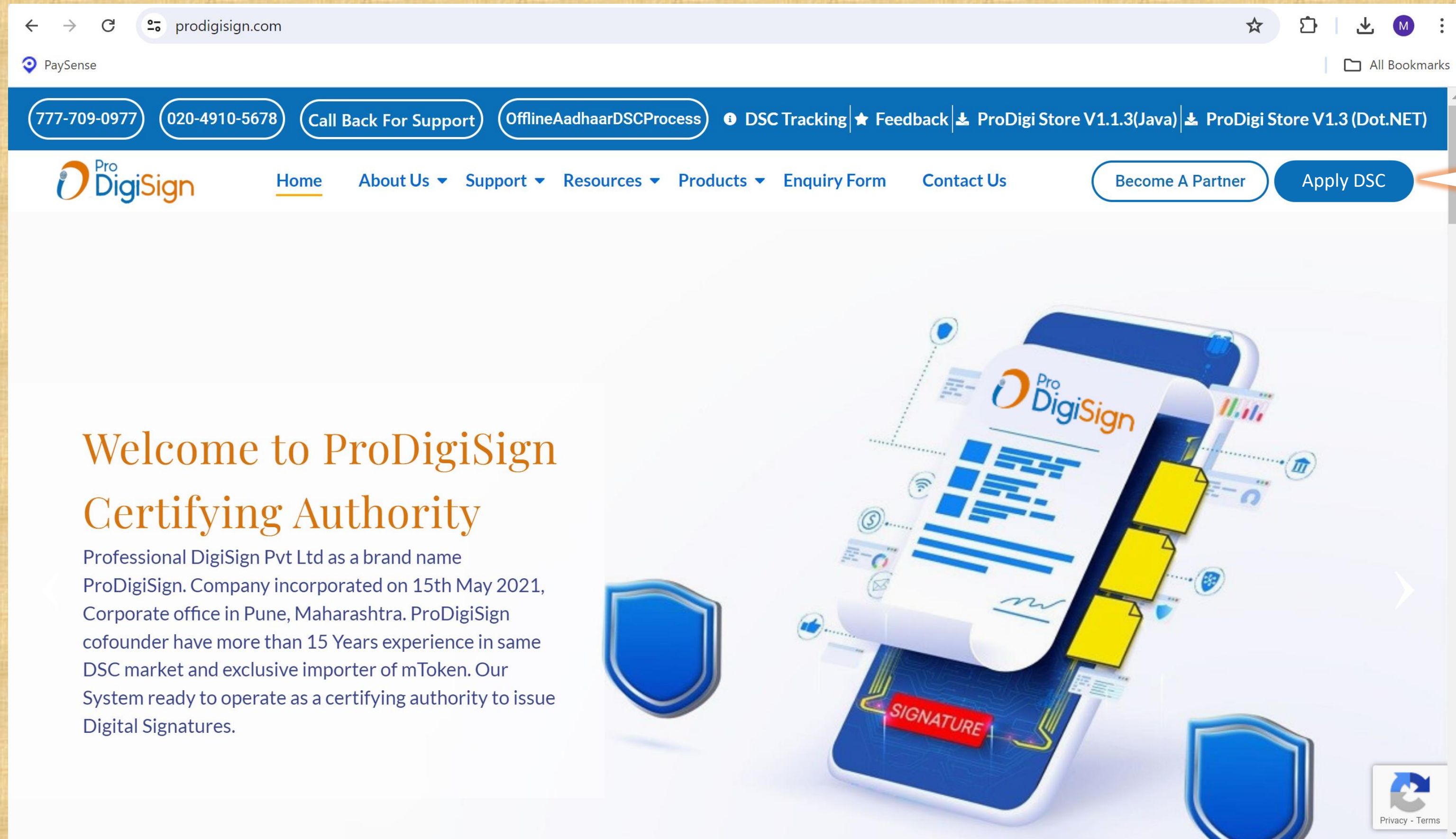


Welcome To ProDigiSign,



Please click on **"Apply DSC"** for Aadhar base DSC process (Visit our website www.prodigisign.com)



For login, kindly use your KYC detail and KYC Pin.

Browser address bar: apply.prodigisign.pro/EKyc/UserLogin

Browser tabs: PaySense, Prodigisign, QR Code Generator..., ProDigiSign Billing

Browser actions: Relaunch to update, All Bookmarks

Pro DigiSign Certifying Authority


DSC Application Status | Download Document Signer DSC | Enable ReDownload | Find eKYC

Click on **Buy DSC** to apply DSC


Applicant Login

eKYC ID/ Mobile No/ Email ([Find eKYC](#))

eKYC PIN


 

OTP


 

Send OTP

Buy DSC



[eKYC Status](#) | [Forget PIN](#) | [Reset PIN](#) | [Block eKYC](#) | [Unblock eKYC](#) | [Deactivate eKYC](#) | [Activate Windows](#)
Go to Settings to activate Windows

 [Privacy - Terms](#)

Select Product & Services (DSC / CryptoToken / Assisted Services)

Please Select Our Product & Services

User Type*

Individual

Class Type

Class III

Certificate Types*

Signing

Validity*

2 Years

Token Type

Not Required

Assisted Service

Not Required

Price: [REDACTED]

Bifurcation

Certificate	Token	Assisted
[REDACTED]	0	0

Select eKYC Type: PAN Aadhar

Proceed (Next)


Please enter Aadhar register "Mobile number"

Please enter and verify Aadhaar Registered Mobile Number

Mobile No

OTP

Get OTP



OTP sent on your mobile number.

OK

00:55 **Resend OTP**

Verify

Aadhaar Offline

Aadhaar Offline (DigiLocker) Coming Soon

For downloading Aadhar Zip file "Click Here"

Note: If you don't have an Aadhaar XML file, please [Click here](#) for downloading the Offline Aadhaar XML file

Aadhaar XML OR Zip File

Choose File No file chosen

File Share Code (4 digit)

Enter XML Share Code

I hereby agree and confirm that I have read and understood the Provisions, Guidelines, and Practices of Certificate Digital CPS and the Subscriber Agreement. I agree to abide by the same. The information provided in this application form is correct and true in all respects.

Click on "Proceed" button.

Proceed

Click on "Choose file" and upload "Aadhar zip file" and enter 4 digit share code.


- Applicant's Aadhar details will auto fetch
- After that, application form will open. Please read and check the applicant's information carefully and then submit the application.


Certificate Class: Class III

Token Type*: Not Required


Certificate Types*: Signing

Certificate Validity*: 2 Years

Price: 

Name as Per Aadhar*: 


Gender*: Male


Date of Birth*: 


Name as Per PAN


PAN No* (Individual): PAN NUMBER

Email ID*: Email Address


Mobile No*: 


eKYC Id*: 


eKYC Pin*: For example: 12345 


Aadhar last 4 Digits*: 


BP Code(Optional): Reference code

Address*: 

Pincode*: 

City*: 

State*: 

Photo*: 

[Proceed \(Next\)](#)

Choose any option: **Pay Now** or **Pay Later** (user can pay after the order is approved from user login).

IdProof :

View

Applicant Declaration

I hereby agree and confirm, that I have read and understood Provisions, Guidelines and Practices of Certificate Digital [CPS](#) and the [Subscriber Agreement](#), I would abide by the same. The information provided in this application form is Correct and true in all respect.

Associate Declaration

Section 71 of IT Act stipulates that if anyone makes a misrepresentation or suppresses any material fact from the CCA or CA for obtaining any DSC such person shall be punishable with imprisonment up to 2 years or with fine up to one lakh rupees or with both.

I have checked and verified the original documents, and have concluded that the applicant has provided correct information as per original document, I have verified the Signature on the application from matches with the Original document, and I recommend a Digital Signature Certificate be issued to the applicant.

I accept the terms of service & I want to Apply.

Proceed & Pay **XXX**

Proceed & Pay Later **XXX**

After PID created, wait for 5-10 minutes for order verification, after approved PID then click on user login (KYC login)

Applicant Declaration

I hereby agree and confirm, [Subscriber Agreement](#), I will respect.

Associate Declaration

Section 71 of IT Act stipulates obtaining any DSC such as per

I have checked and verified original document, I have verified Digital Signature Certificate



Application form submitted successfully. PID is XXXXXXXXXXXX



Proceed & Pay XXX

Proceed & Pay Later XXX

the Digital [CPS](#) and the and true in all

the CCA or CA for rupees or with both.

ct information as per and I recommend a

Record Video and Submit.

For video verification, kindly go to

<https://apply.prodigisign.pro/DscRegistration/UserTrackDSCStatus> and enter PID with mobile OTP

Record Video

Note:

1. Turn off any application that is using your system camera
2. Click the Start Camera button (Green Button)
3. Click the Start Recording button (Blue Button)
4. Read the below text while recording the video
5. Speak every word loud and clear
6. Click Submit Button After 25 Seconds (Red Button)

Video Duration

00 00
Mins Secs

Text To Speak

Info: Please Show Original Documents in this video, which is uploaded in DSC process

I **AISHWARYA LOKESH KUDALE** , have applied for eKYC and DSC with Prodigisign CA. Video Code is: **170**
मैं **AISHWARYA LOKESH KUDALE** , ने प्रोडिजीसाइन सीए के साथ ईकेवाईसी और डीएससी के लिए आवेदन किया है। वीडियो कोड है:
170

Start Camera **Start Recording** **Submit**

Video will stop in 25 seconds.

For recording video, 1st click on "Start Camera" then "Start Recording" and "Submit" after 25 Seconds.

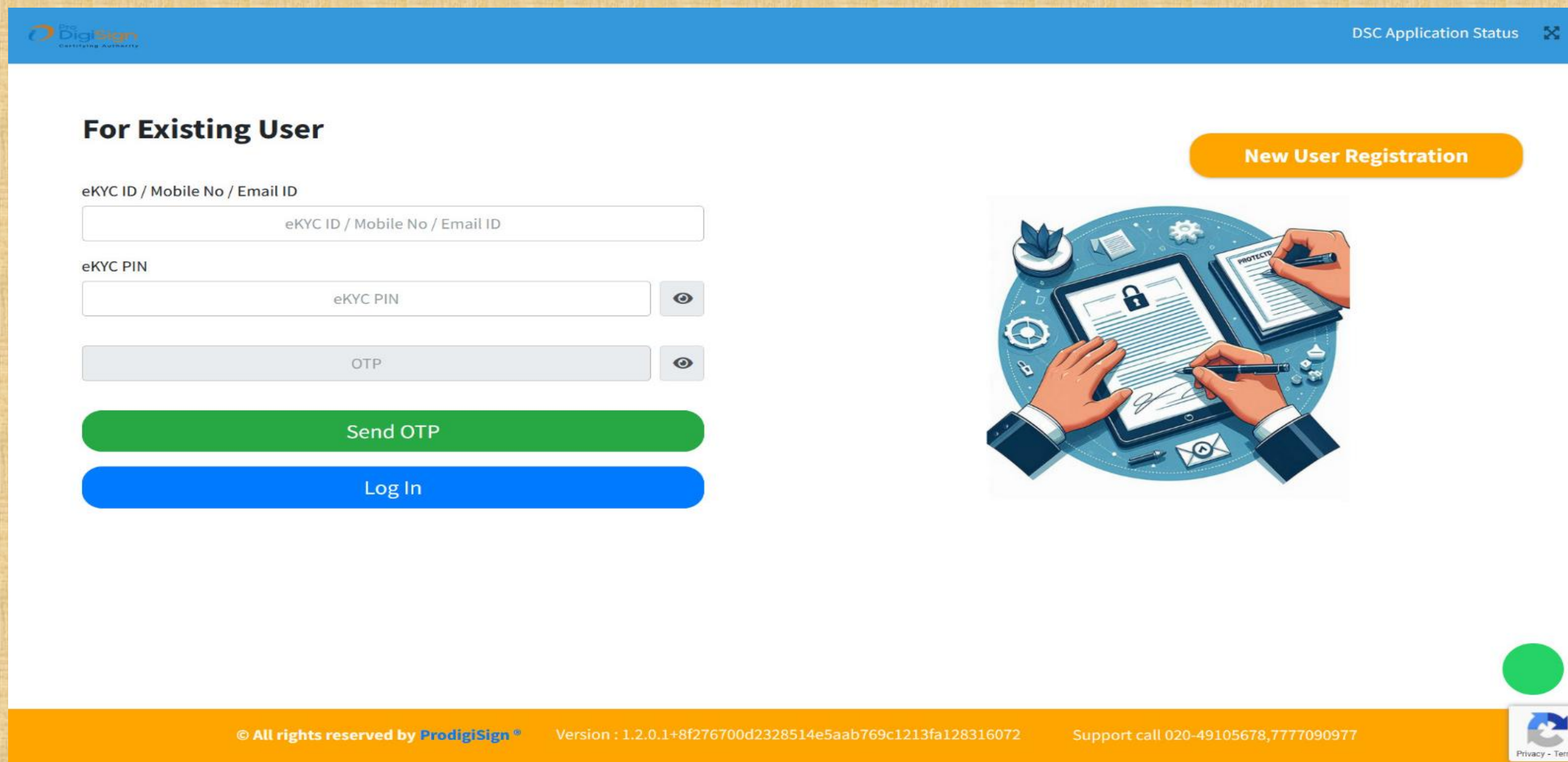
Click **“Proceed (Next)”** button.

Record Video

Your video has been successfully uploaded and is currently under review. Click "Proceed(Next)" for the next step.

Proceed (Next)

eKyc Login > then click on complete sign > then clear payment, if pending > then set download key, if eSign is completed.



The screenshot shows the Pro DigiSign eKYC login page. At the top right, there is a link for "DSC Application Status". The main heading is "For Existing User". Below this, there are three input fields: "eKYC ID / Mobile No / Email ID", "eKYC PIN", and "OTP". Each PIN and OTP field has a toggle icon for visibility. There are two buttons: a green "Send OTP" button and a blue "Log In" button. To the right of the login form is an illustration of a person signing a document on a tablet, with a "New User Registration" button above it. The footer contains copyright information, version details, support contact, and a privacy/terms link.

For Existing User

eKYC ID / Mobile No / Email ID

eKYC PIN

OTP

Send OTP

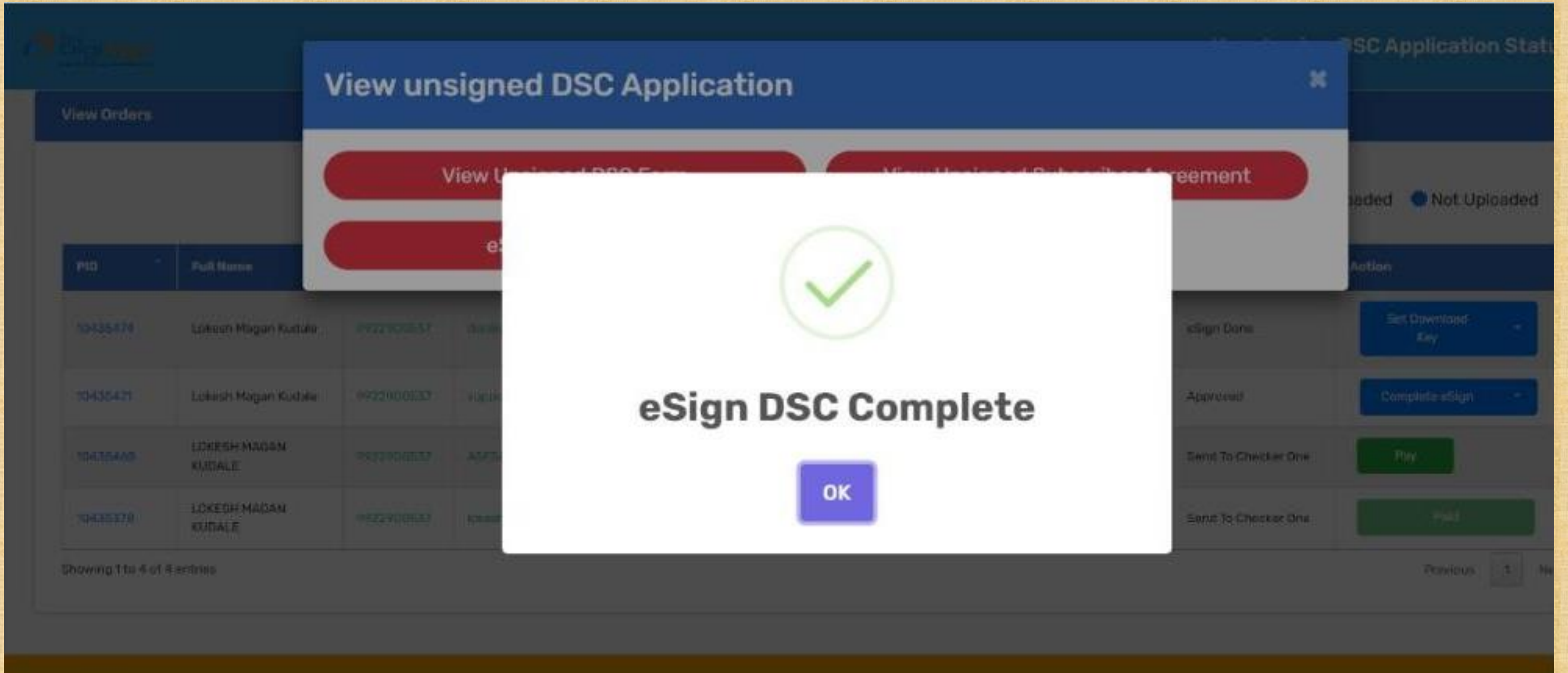
Log In

New User Registration

© All rights reserved by Prodigisign® Version : 1.2.0.1+8f276700d2328514e5aab769c1213fa128316072 Support call 020-49105678,7777090977

Privacy - Terms

Click on "Complete eSign"



The screenshot displays a web application interface with a modal window titled "View unsigned DSC Application". The modal contains two red buttons: "View Unsigned DSC Applications" and "View Unsigned Subscriber Agreement". Below the modal, a table lists application details. A white confirmation dialog is overlaid on the table, featuring a green checkmark icon, the text "eSign DSC Complete", and an "OK" button.

PID	Full Name	Mobile No	Signature	Action
10435474	Lokesh Magan Kudale	9922900837	done	Set Download Key
10435471	Lokesh Magan Kudale	9922900837	valid	Complete eSign
10435468	LOKESH MAGAN KUDALE	9922900837	ASFT	Pay
10435379	LOKESH MAGAN KUDALE	9922900837	ipad	Pay

Showing 1 to 4 of 4 entries

Pay now

Process Time : 13:29

View Orders

● Approved ● Rejected ● Uploaded ● Not Uploaded

PID	Full Name	Mobile No	Email	Status	Action
10435486	AISHWARYA LOKESH KUDALE	9922900537	support@getdigim	Sign one	Pay

Showing 1 to 1 of 1 entries

Previous 1 Next

?

Total transaction amount is

XXX

Are you sure you want to proceed with the payment!

Yes, proceed! Cancel

Set Download Key

View Orders


● Approved ● Rejected ● Uploaded ● Not Uploaded

PID	Full Name	Mobile No	Email	eKYC Mode	Type	Added On	Remark	Status	Action
10435486	AISHWARYA LOKESH KUDALE	9922900537	support@getdigitalsignature.com	PAN KYC	Pro+ SIGNING - 2 Year	12-07-2024		eSign Done	Set Download Key

Showing 1 to 1 of 1 entries

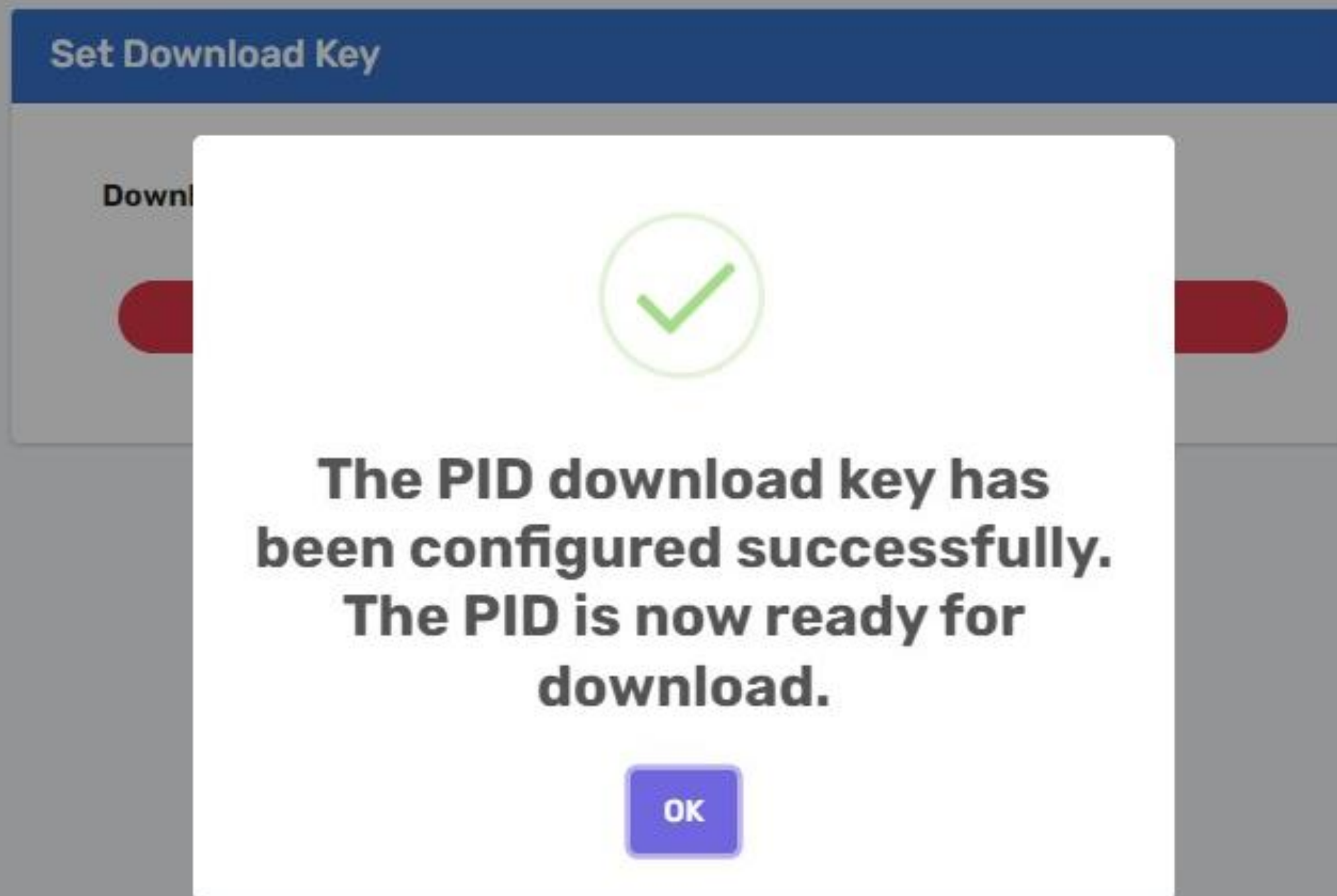
Previous 1 Next

Set Download Key

Download Key* 


[Submit](#) [Download Utility](#)

Download Key has been set for this PID and ready for download.



Now open DSC download Utility (Download Process is similar as previous).

Enter "PID number" and "Download Key" for downloading DSC.

A screenshot of a software window titled 'Pro DigiSign'. The window has a white background and a small icon in the top-left corner. The main content area displays the 'Pro DigiSign' logo at the top. Below the logo, there are three input fields: 'mToken' with a 'Refresh' button to its right, 'PID' with an empty text box, and 'Download Key' with an empty text box. At the bottom center, there is a large blue 'Proceed' button. In the bottom right corner, the text 'version 1.3' is displayed. The window's title bar shows standard minimize, maximize, and close buttons.



The advantages of using ProDigiSign

- ◆ **Special mToken Rates :** _____
Continue purchasing mTokens at your previous special rate without any changes to the token business. This allows you to earn more profit, and as a business partner, you can set your own resale prices. Tokens are not mandatory in the new DSC model, so you can purchase them from any source and continue your DSC business.
- ◆ **DSC Process with BP Code :** _____
As a ProDigiSign business partner, you can share a URL with your own BP code for the DSC process, allowing for easy and personalized digital signature certificate (DSC) transactions.
- ◆ **Partner and Dealer Management :** _____
You have the ability to add and create new partners or dealers for the DSC business, expanding your network and business opportunities.
- ◆ **Flexible Payment Options :** _____
There is no requirement for bulk purchases, and payments can be made on a one-to-one basis. You can make payments individually after the DSC is approved and before it is downloaded, ensuring a straightforward and manageable payment process.



Thanks for choosing ProDigiSign Services.

We appreciate your valuable co-operation & support.