

Welcome To ProDigiSign



Please click on **"ApplyDSC"** for Foreign Individual DSC process (Visit our website www.prodigisign.com)

Note:- If Applicant has PAN then PAN details are mandatory for applying DSC

A screenshot of the ProDigiSign website homepage. The browser address bar shows "prodigisign.com". The website has a blue header with contact numbers (777-709-0977, 020-4910-5678), a "Call Back For Support" button, and links for "OfflineAadhaarDSCProcess", "DSC Tracking", "Feedback", "ProDigi Store V1.1.3(Java)", and "ProDigi Store V1.3 (Dot.NET)". The main navigation bar includes "Home", "About Us", "Support", "Resources", "Products", "Enquiry Form", "Contact Us", "Become A Partner", and a prominent "ApplyDSC" button. A white callout bubble with a blue border points to the "ApplyDSC" button, containing the text "Clickon 'ApplyDSC'". The main content area features the heading "Welcome to ProDigiSign Certifying Authority" in orange, followed by a paragraph about the company's history and services. To the right of the text is a large graphic of a smartphone displaying the ProDigiSign app interface, with a blue shield icon below it.



Pro DigiSign

An illustration depicting digital security and document signing. Two hands are shown: one holding a pen and signing a document on a tablet, and the other holding a pen and signing a document on a clipboard labeled 'PROTECTED'. The tablet screen shows a document with a large padlock icon, indicating it is locked or secured. The background is a blue circular area with various icons representing security and technology, including gears, a small plant, a document, a padlock, and a mail icon.

Select Product & Services (DSC/Crypto Token/Assisted Services)

Please Select Our Product & Services

User Type*	Class Type	Certificate Types*	Validity*
Foreign Individual	Class III	Signing	2 Years
Token Type	Assisted Service		
Not Required	Not Required		

Price: ₹4501

Bifurcation (including Tax)		
Certificate	Token	Assisted
4501	0	0

Proceed (Next)


Enter Applicant's Email ID before Kyc & DSC.

Applicant's Email ID for DSC Registration

Email ID


info@prodigisign.com

OTP

OTP 

00:51 [Resend OTP](#)

[Verify](#)



OTP sent on your Email ID

[OK](#)

00:51 [Resend OTP](#)

[Verify](#)

- ❖ For Foreign Individual DSC follows below procedure.
- ❖ There is no need Applicant mobile number all verification OTP will go to mail
- Enter required applicant information as shown in picture.
- Enter name as per PAN, if PAN not Available then enter as per Passport.
- Ekyc id is generated automatically when entering PAN/Passport Number
- Upload required documents
- Click “Proceed(Next)” button.

Signing

2 Years

Price: ₹4501

Name as per PAN No / Passport No*

Name as per PAN

Gender*

Select Gender

Date of Birth*

dd-mm-yyyy

PAN Number* (Individual)

PAN NUMBER

Email ID*

info@prodigisign.com

eKYC Id*

[PanNumber/Passport]@foreign.prodigisign

☐ If Passport Number

eKYC PIN*

For example: 123456

Address*

Full Address

Pincode/Zip Code*

City PIN Code or Zip Code

City*

City Name

State*

State

Country*

Select Country

BP Code*

REFERENCE CODE

Is BPCode Available?

☒ Yes

☐ No

Note: Supported File format to upload proofs are PDF, JPEG, JPG, PNG and File size should be less than 5 MB

Address Proof*

Choose File No file chosen

ID Proof*

Choose File No file chosen

Upload Photo (jpg, jpeg, png)*

Drag & Drop File

OR Click Box to Browse File

Remark(Optional)

Remark

Proceed (Next)

Choose any option: **PayNow** or **PayLater**(user can pay after the order is approved from user login).

IdProof :

View

Applicant Declaration

I hereby agree and confirm, that I have read and understood Provisions, Guidelines and Practices of Certificate Digital **CPS** and the **Subscriber Agreement**, I would abide by the same. The information provided in this application form is Correct and true in all respect.

Associate Declaration

Section 71 of IT Act stipulates that if anyone makes a misrepresentation or suppresses any material fact from the CCA or CA for obtaining any DSC such person shall be punishable with imprisonment up to 2 years or with fine up to one lakh rupees or with both.

I have checked and verified the original documents, and have concluded that the applicant has provided correct information as per original document, I have verified the Signature on the application from matches with the Original document, and I recommend a Digital Signature Certificate be issued to the applicant.

☒ **I accept the terms of service & I want to Apply.**

Proceed & Pay XXX

Proceed & Pay Later XXX

After PID created, kindly make video for ekyc verification.

Applicant Declaration

I hereby agree and confirm, [Subscriber Agreement](#), I will respect.

Associate Declaration

Section 71 of IT Act stipulates obtaining any DSC such as per

I have checked and verified original document, I have verified Digital Signature Certificate



Application form submitted successfully. PID is XXXXXXXXXXXXXXXX

OK

Proceed & Pay **XXX**

Proceed & Pay Later **XXX**

Record Video and Submit.

For video verification, kindly go to

<https://apply.prodigisign.pro/DscRegistration/UserTrackDSCStatus> and enter PID with email OTP

Record Video

Note:

1. Turn off any application that is using your system camera

2. Click the Start Camera button (Green Button)

3. Click the Start Recording button (Blue Button)

4. Read the below text while recording the video

5. Speak every word loud and clear

6. Click Submit Button After 25 Seconds (Red Button)

Video Duration

00

00

Mins

Secs

Text To Speak

Info: Please Show Original Documents in this video,which is uploaded in DSC process

I **AISHWARYA LOKESH KUDALE** , have applied for eKYC and DSC with Prodigisign CA. Video Code is: **170**

मैं **AISHWARYA LOKESH KUDALE** , ने प्रोडिजीसाइन सीए के साथ ईकेवाईसी और डीएससी के लिए आवेदन किया है। वीडियो कोड है: **170**

Start Camera

Start Recording

Submit

Video will stop in 25 seconds.

For recording video, 1st click on "Start Camera" then "Start Recording" and "Submit" after 25 Seconds.

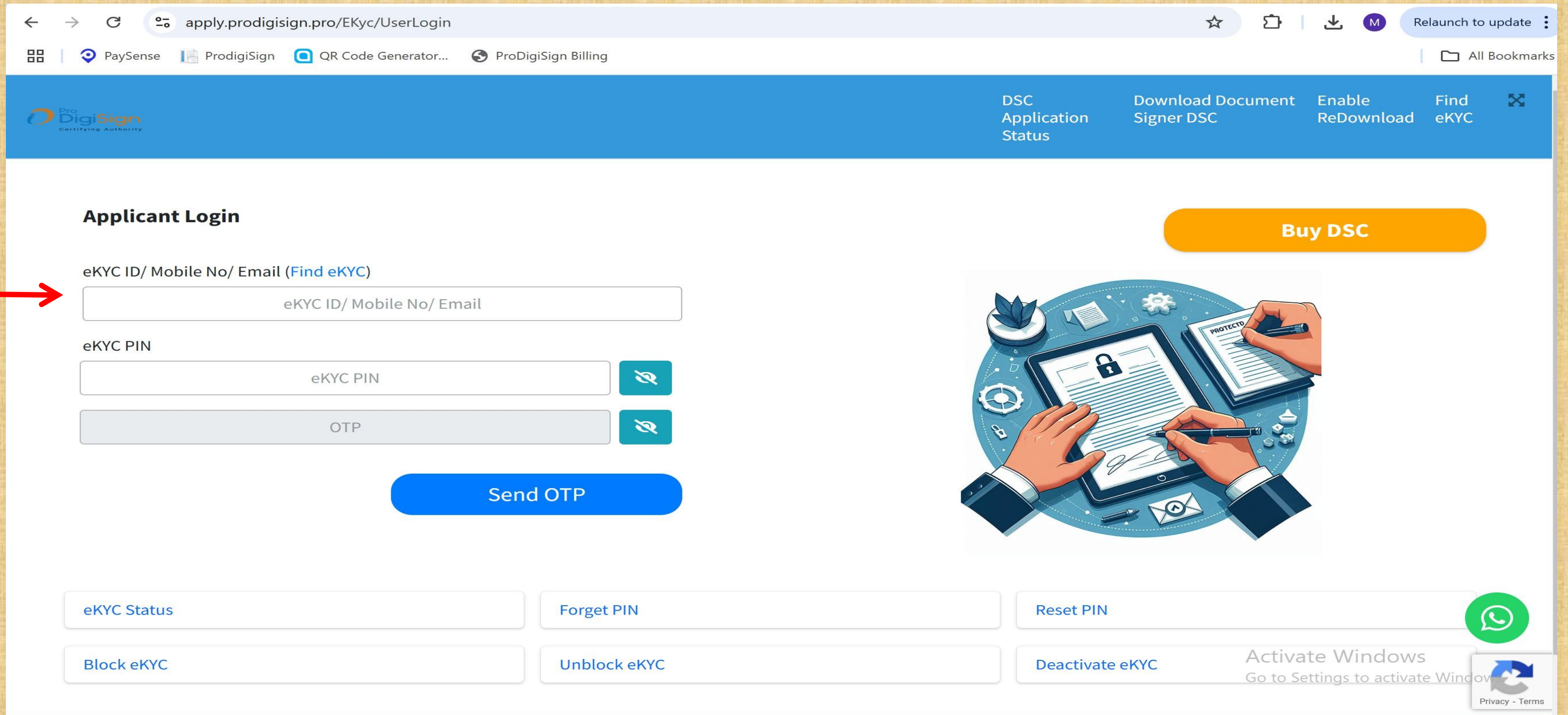
Click **“Proceed (Next)”** button.

Record Video

Your video has been successfully uploaded and is currently under review. Click "Proceed(Next)" for the next step.

Proceed (Next)

Kindly go to <https://apply.prodigisign.pro/EKyc/UserLogin> and get logged in with applicant's details With mail OTP, to complete the “Complete eSign”, “Payment” and “Set Download Key”.



The screenshot shows the 'Applicant Login' page of the Pro DigiSign portal. The page has a blue header with the Pro DigiSign logo and navigation links: 'DSC Application Status', 'Download Document Signer DSC', 'Enable ReDownload', and 'Find eKYC'. Below the header, there is a 'Buy DSC' button. The main section is titled 'Applicant Login' and contains three input fields: 'eKYC ID/ Mobile No/ Email (Find eKYC)', 'eKYC PIN', and 'OTP'. Each input field has a corresponding 'Send OTP' button. At the bottom, there are links for 'eKYC Status', 'Forget PIN', 'Reset PIN', 'Block eKYC', 'Unblock eKYC', and 'Deactivate eKYC'. A WhatsApp icon is also present in the bottom right corner.

Pro DigiSign
Certifying Authority

DSC Application Status Download Document Signer DSC Enable ReDownload Find eKYC

Buy DSC

Applicant Login

eKYC ID/ Mobile No/ Email (Find eKYC)

eKYC ID/ Mobile No/ Email

eKYC PIN

eKYC PIN

OTP

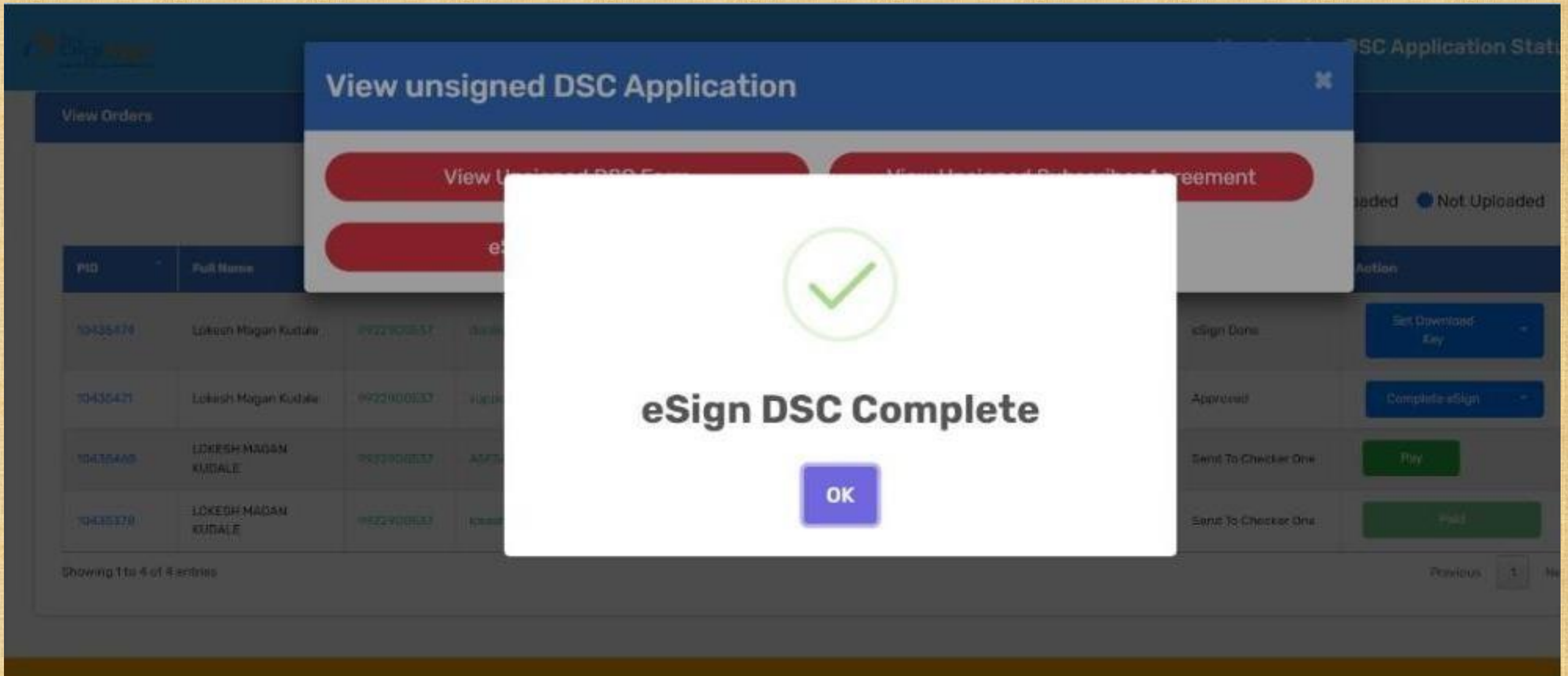
Send OTP

eKYC Status Forget PIN Reset PIN Block eKYC Unblock eKYC Deactivate eKYC

Activate Windows
Go to Settings to activate Windows

Privacy - Terms

Click on "Complete eSign"

A screenshot of the Pro DigiSign web application showing the 'DSC Application Status' page. A modal window titled 'View unsigned DSC Application' is open, displaying two buttons: 'View Unsigned DSC Application' and 'View Unsigned DSC Application Agreement'. Below this, a table lists application details. A white overlay with a green checkmark and the text 'eSign DSC Complete' is centered on the screen, with an 'OK' button below it.

PID	Full Name	Mobile No.	Application Status
10435474	Lokesh Madan Kudale	9922900133	Not Uploaded
10435471	Lokesh Madan Kudale	9922900133	Not Uploaded
10435468	LOKESH MADAN KUDALE	9922900133	Not Uploaded
10435470	LOKESH MADAN KUDALE	9922900133	Not Uploaded

Showing 1 to 4 of 4 entries

Pay now

Pro DigiSign
Certifying Authority

Process Time : 13:29

View Orders

● Approved ● Rejected ● Uploaded ● Not Uploaded

PID	Full Name	Mobile No	Email	Status	Action
10435486	AISHWARYA LOKESH KUDALE	9922900537	support@getdigisign.com	Sign one	Pay

Showing 1 to 1 of 1 entries

?

Total transaction amount is
XXX

Are you sure you want to proceed with the payment!

Yes, proceed!

Cancel

Set Download Key

View Orders

Approved

Rejected

Uploaded

Not Uploaded

PID	Full Name	Mobile No	Email	eKYC Mode	Type	Added On	Remark	Status	Action
10435486	AISHWARYA LOKESH KUDALE	9922900537	support@getdigitalsignature.com	PAN KYC	Pro+ SIGNING - 2 Year	12-07-2024		eSign Done	<div>Set Download Key</div>

Showing 1 to 1 of 1 entries

Previous

1

Next

Set Download Key

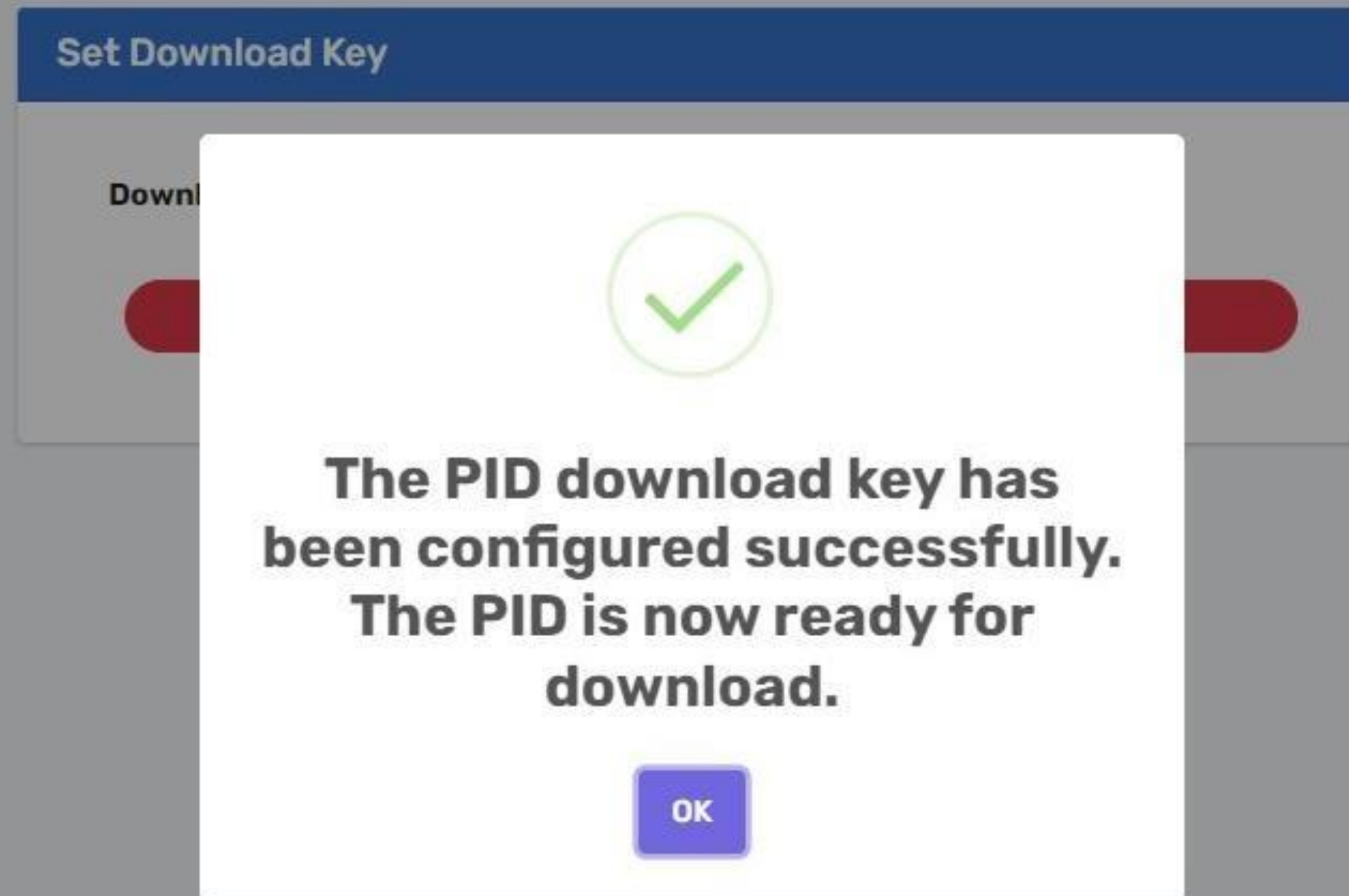
Download Key*

Pro123

Submit

Download Utility

Download Key has been set for this PID and ready for download.





Now open DSC download Utility (Download Process is similar as previous).

Enter "PID number" and "Download Key" for downloading DSC.

A screenshot of the Pro DigiSign DSC download utility window. The window has a title bar with the Pro DigiSign logo and standard window controls (minimize, maximize, close). The main content area displays the Pro DigiSign logo at the top. Below the logo, there are three input fields: 'mToken' (with a 'Refresh' button), 'PID', and 'Download Key'. A 'Proceed' button is located below the 'Download Key' field. The version 'version 1.3' is displayed in the bottom right corner. The window has a light gray background and a blue border.

Pro DigiSign

mToken

PID

Download Key

version 1.3



The advantages of using ProDigiSign

- ◆ **Special mToken Rates :** _____
Continue purchasing mTokens at your previous special rate without any changes to the token business. This allows you to earn more profit, and as a business partner, you can set your own resale prices. Tokens are not mandatory in the new DSC model, so you can purchase them from any source and continue your DSC business.
- ◆ **DSC Process with BP Code :** _____
As a ProDigiSign business partner, you can share a URL with your own BP code for the DSC process, allowing for easy and personalized digital signature certificate (DSC) transactions.
- ◆ **Partner and Dealer Management :** _____
You have the ability to add and create new partners or dealers for the DSC business, expanding your network and business opportunities.
- ◆ **Flexible Payment Options :** _____
There is no requirement for bulk purchases, and payments can be made on a one-to-one basis. You can make payments individually after the DSC is approved and before it is downloaded, ensuring a straightforward and manageable payment process.

Thanks for choosing ProDigiSign Services.

We appreciate your valuable co-operation & support.