



How to Apply Aadhar offline based DSC ((No need to show documents in video))

- ❖ Click on Apply Offline Aadhar based DSC button in ProDigiSign Login

Upload Aadhar XML File

Note: Dont have an Aadhar file? [Click here](#) for downloading offline Aadhaar xml file.

Aadhar Xml OR Zip File

Choose File No file chosen

File Share Code (4 digit share code)

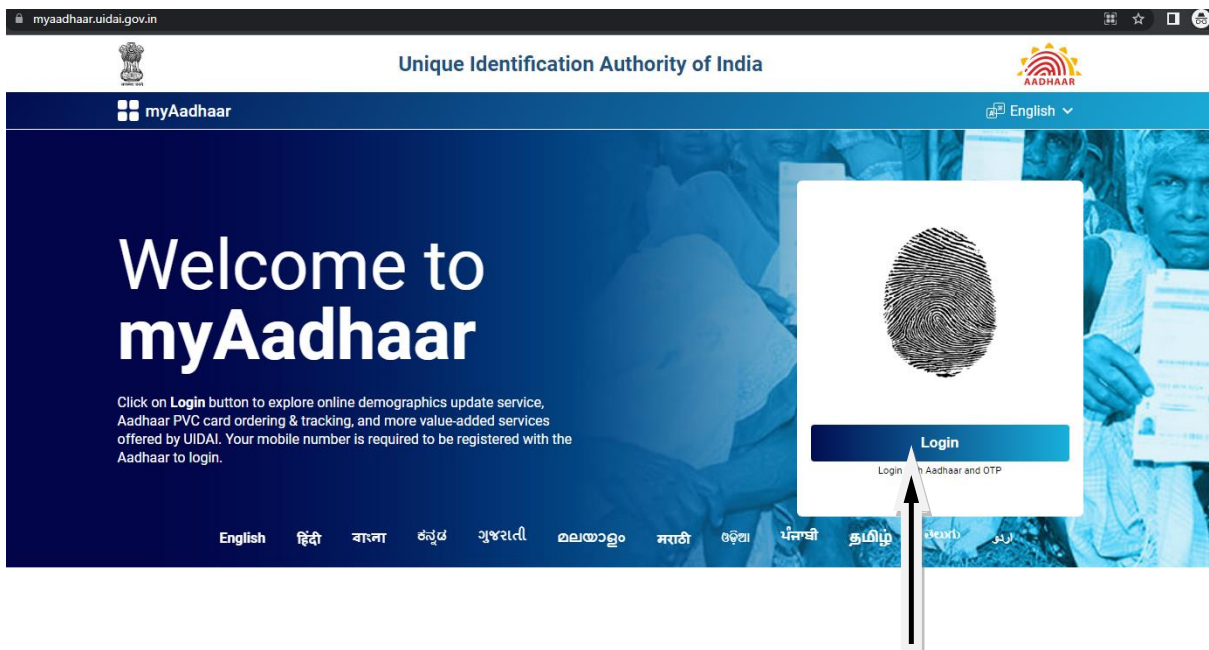
Enter XML Share Code

Proceed

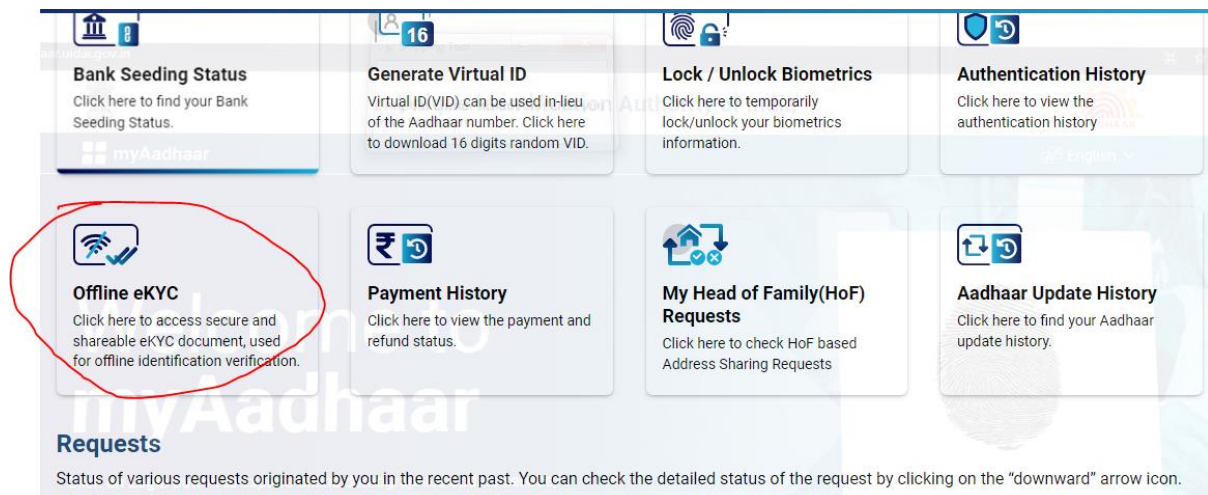
Now click on “Click here ”

How to download Aadhar zip file

- <https://myaadhaar.uidai.gov.in/> open this link and click on Login Button.



- After click on Login Button enter Aadhar number and Captcha then click on Send OTP button. OTP will go to Aadhar registered mobile
- Enter aadhar OTP and click on Login button



- Now click on Offline eKYC

Dashboard > Offline eKYC

Set Code ————— Download

Create a Share Code of 4 Digits

Aadhaar Paperless Offline e-KYC is a secure and shareable document which can be used by any Aadhaar holder for offline verification of identification. The details will contain Name, Address, Photo, Gender, DoB, hash of registered Mobile Number, hash of registered Email Address and reference id which contains last 4 digits of Aadhaar Number followed by time stamp in a digitally signed XML.

Create a Share Code

4 - Digits Share Code to be Created

1234

A ZIP file containing your eKYC will be password protected using the above Share Code. Upon clicking Download, the file will be downloaded into your device / desktop.

Back
Download

Now create a 4 digit share code (ex - 1234) and click on download button, now aadhar zip file will be downloading.

Upload Aadhar Xml File

Aadhar Offline

Aadhar Offline (Auto) 🚀

Existing Aadhar eKyc

Aadhar Xml OR Zip File

Choose File

No file chosen

File Share Code (4 digit share code)

Enter XML Share Code

🚀

Proceed

- Now Go to in ProdigySign RA Login and use Aadhar Offline option
- Click on Choose file which is downloaded aadhar zip file and enter 4 digit share code.
- click on Proceed button applicant's aadhar details will auto fetch

Apply Individual eKYC and DSC (Offline Aadhar)

Certificate Class

Select class

Certificate Types

Select Type

Person Name

Email ID ☐ Verify Later

Email Address

Send OTP

Pincode

District pincode

State

Maharashtra

Gender

Male


Ekyc Id

[mobile]@mobile.prodigysign

Aadhar last 4 Digits(Optional)

0445

Photo



Certificate Validity

Select Type

Pan No (Individual)

PAN NUMBER

Mobile No

Mobile Number

Send OTP

City

City Name

Address

Full Address

Date of Birth

13-10-1986

Ekyc Pin

Ekyc Pin

🚀

Download Key

Download Key

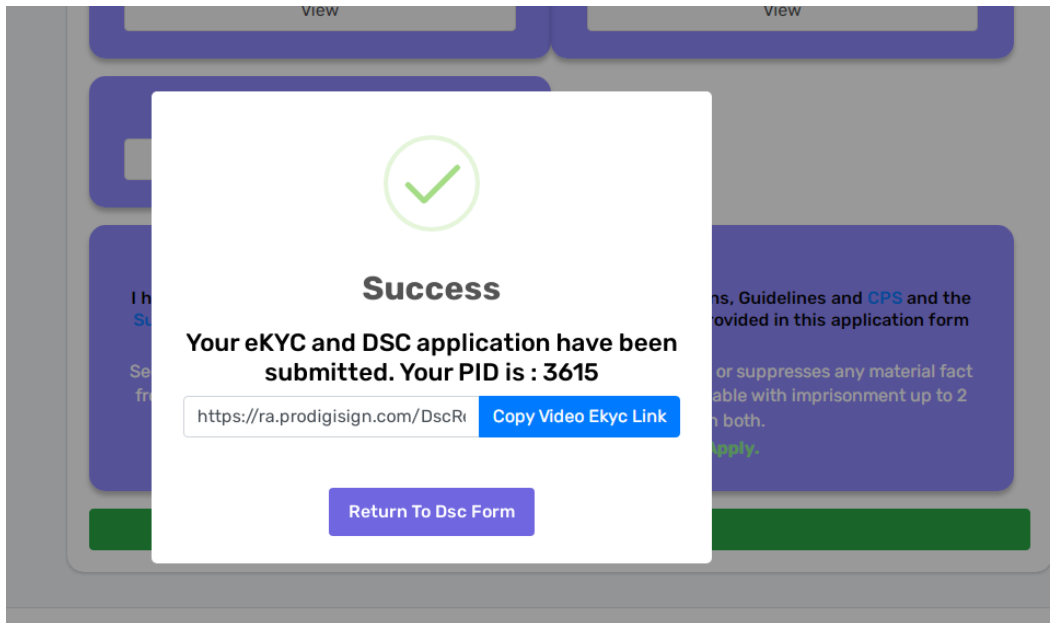
🚀

Remark

Full Address

- After that one application form is opened. Please read and check the information of applicant filled carefully and click on check box and submit the application.

- After submitting application PID(Product Id) is generated and video link popup is displayed. Copy this video link and share with applicant. (video Link automatically shared on applicant email id)



Thanks

Team ProDigiSign Certifying Authority ,Pune

020 49105678 , www.prodigisign.com