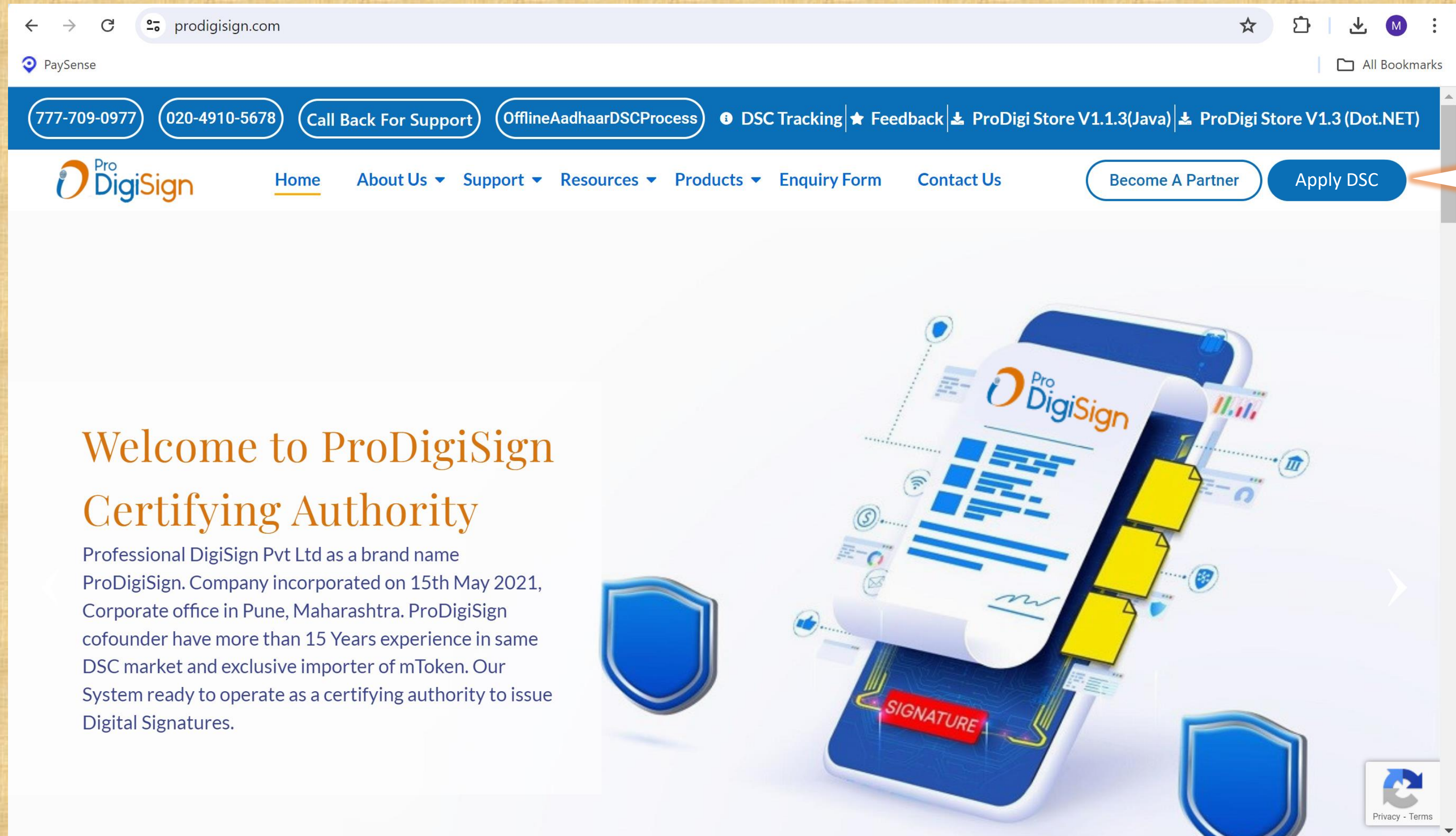


Welcome To ProDigiSign,



Please click on **"Apply DSC"** for Aadhar base DSC process (Visit our website www.prodigisign.com)



[illegible]

Select Product & Services (DSC / CryptoToken / Assisted Services)

Please Select Our Product & Services

User Type*

Individual

Class Type

Class III

Certificate Types*

Signing

Validity*

2 Years

Token Type

Not Required

Assisted Service

Not Required

Price:



Bifurcation

Certificate	Token	Assisted
	0	0

Select eKYC Type: ☐ PAN ☒ Aadhar

Proceed (Next)


Please enter Aadhar register “Mobile number”

Please enter and verify Aadhaar Registered Mobile Number

Mobile No

OTP

Get OTP



OTP sent on your mobile number.

OK

00:55

Resend OTP

Verify

For downloading Aadhar Zip file "Click Here"

Aadhaar Offline

Aadhaar Offline (DigiLocker) Coming Soon

Note: If you don't have an Aadhaar XML file, please [Click here](#) for downloading the Offline Aadhaar XML file

Aadhaar XML OR Zip File

Choose File

No file chosen

File Share Code (4 digit)

Enter XML Share Code



☐ I hereby agree and confirm that I have read and understood the Provisions, Guidelines, and Practices of Certificate Digital CPS and the Subscriber Agreement. I agree to abide by the same. The information provided in this application form is correct and true in all respects.

Click on "Proceed" button.


Proceed

Click on "Choose file" and upload "Aadhar zip file" and enter 4 digit share code.

Note : (No need to show documents in video)

- Applicant's Aadhar details will auto fetch
- After that, application form will open. Please read and check the applicant's information carefully and then submit the application.

Certificate Class		Token Type*	
<input type="text" value="Class III"/>		<input type="text" value="Not Required"/>	
Certificate Types*		Certificate Validity*	
<input type="text" value="Signing"/>		<input type="text" value="2 Years"/>	
<div>Price: <input type="text" value=""/></div>			

Name as Per Aadhar*	Gender*	Date of Birth*
<input type="text" value=""/>	<input type="text" value="Male"/>	<input type="text" value=""/>
<input type="checkbox"/> Name as Per PAN		
PAN No* (Individual)	Email ID*	Mobile No*
<input type="text" value="PAN NUMBER"/>	<input type="text" value="Email Address"/>	<input type="text" value=""/>
eKYC Id*	eKYC Pin*	Aadhar last 4 Digits*
<input type="text" value=""/>	<input type="text" value="For example: 12345"/> <input type="button" value="🔍"/>	<input type="text" value=""/>
BP Code(Optional)		
<input type="text" value="Reference code"/>		
Address*		
<input type="text" value=""/>		
Pincode*	City*	State*
<input type="text" value=""/>	<input type="text" value=""/>	<input type="text" value=""/>
Photo*		
<div><div></div><div></div><div></div></div>		
<div>Proceed (Next)</div>		

Choose any option: **Pay Now** or **Pay Later** (user can pay after the order is approved from user login).

IdProof :

View

Applicant Declaration

I hereby agree and confirm, that I have read and understood Provisions, Guidelines and Practices of Certificate Digital [CPS](#) and the [Subscriber Agreement](#), I would abide by the same. The information provided in this application form is Correct and true in all respect.

Associate Declaration

Section 71 of IT Act stipulates that if anyone makes a misrepresentation or suppresses any material fact from the CCA or CA for obtaining any DSC such person shall be punishable with imprisonment up to 2 years or with fine up to one lakh rupees or with both.

I have checked and verified the original documents, and have concluded that the applicant has provided correct information as per original document, I have verified the Signature on the application from matches with the Original document, and I recommend a Digital Signature Certificate be issued to the applicant.

☒ **I accept the terms of service & I want to Apply.**

Proceed & Pay **XXX**

Proceed & Pay Later **XXX**

After PID created, wait for 5-10 minutes for order verification, after approved PID then click on user login (KYC login)

Applicant Declaration

I hereby agree and confirm, [Digital CPS](#) and the [Subscriber Agreement](#), I will read and understand the terms and conditions in all respects.

Associate Declaration

Section 71 of IT Act stipulates that no person shall obtain any DSC such as per the provisions of the Act.

I have checked and verified the original document, I have verified the information as per the original document and I recommend a Digital Signature Certificate to be issued to the applicant.

[Digital CPS](#) and the [Subscriber Agreement](#), I will read and understand the terms and conditions in all respects.

the CCA or CA for the purpose of obtaining a DSC or with both.

ct information as per the original document and I recommend a Digital Signature Certificate to be issued to the applicant.

Application form submitted successfully.PID is

XXXXXXXXXXXX

OK

Proceed & Pay XXX

Proceed & Pay Later XXX

Record Video and Submit.

For video verification, kindly go to <https://apply.prodigisign.pro/DscRegistration/UserTrackDSCStatus> and enter PID with mobile OTP

Record Video

Note:

1. Turn off any application that is using your system camera

2. Click the Start Camera button (Green Button)

3. Click the Start Recording button (Blue Button)

4. Read the below text while recording the video

5. Speak every word loud and clear

6. Click Submit Button After 25 Seconds (Red Button)

Video Duration

00

00

Mins

Secs

Text To Speak

Info: Please Show Original Documents in this video,which is uploaded in DSC process

I **AISHWARYA LOKESH KUDALE** , have applied for eKYC and DSC with Prodigisign CA. Video Code is: **170**

मैं **AISHWARYA LOKESH KUDALE** , ने प्रोडिजीसाइन सीए के साथ ईकेवाईसी और डीएससी के लिए आवेदन किया है। वीडियो कोड है: **170**

Start Camera

Start Recording

Submit

Video will stop in 25 seconds.

For recording video, 1st click on "Start Camera" then "Start Recording" and "Submit" after 25 Seconds.


Click **“Proceed (Next)”** button.


Record Video

Your video has been successfully uploaded and is currently under review. Click "Proceed(Next)" for the next step.

Proceed (Next)


eKyc Login > then click on complete sign > then clear payment, if pending > then set download key, if eSign is completed.


Pro DigiSign
Certifying Authority

DSC Application Status 

For Existing User

eKYC ID / Mobile No / Email ID


eKYC PIN
 


OTP
 


Send OTP

Log In

New User Registration





Privacy - Terms

© All rights reserved by ProDigiSign®

Version : 1.2.0.1+8f276700d2328514e5aab769c1213fa128316072

Support call 020-49105678,7777090977

Click on "Complete eSign"

Pay now

Pro DigiSign
Digitizing Authority

Process Time : 13:29

View Orders

● Approved ● Rejected ● Uploaded ● Not Uploaded

PID	Full Name	Mobile No	Email	Status	Action
10435486	AISHWARYA LOKESH KUDALE	9922900537	support@getdigim	Sign one	Pay

Showing 1 to 1 of 1 entries

?

Total transaction amount is
XXX

Are you sure you want to proceed with the payment!

Yes, proceed! Cancel

Set Download Key

View Orders

Approved

Rejected

Uploaded

Not Uploaded

PID	Full Name	Mobile No	Email	eKYC Mode	Type	Added On	Remark	Status	Action
10435486	AISHWARYA LOKESH KUDALE	9922900537	support@getdigitalsignature.com	PAN KYC	Pro+ SIGNING - 2 Year	12-07-2024		eSign Done	<div>Set Download Key</div>

Showing 1 to 1 of 1 entries

Previous

1

Next

Set Download Key

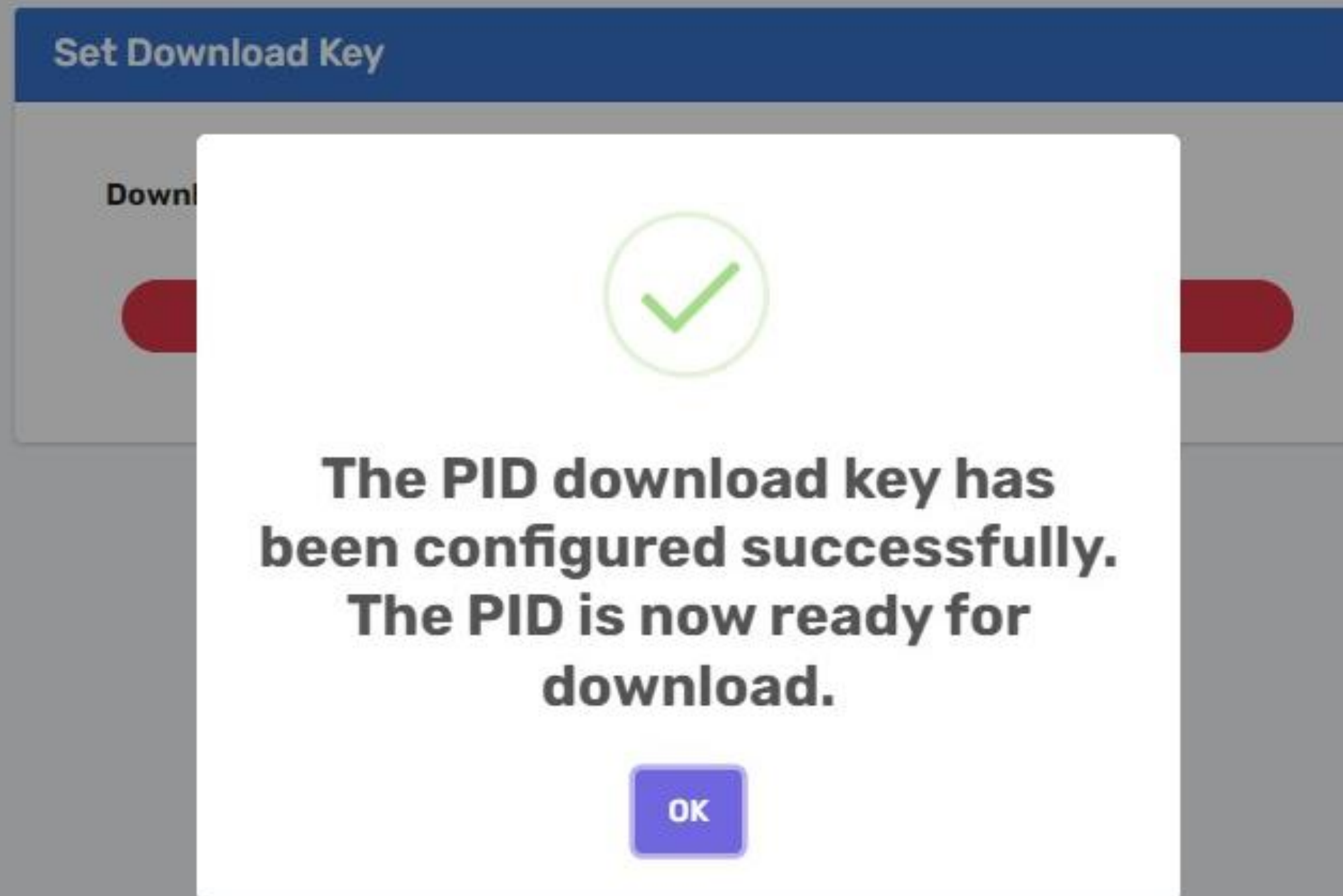
Download Key*

Pro123

Submit


Download Utility

Download Key has been set for this PID and ready for download.



Now open DSC download Utility (Download Process is similar as previous).

Enter "PID number" and "Download Key" for downloading DSC.

A screenshot of the Pro DigiSign DSC download utility window. The window has a title bar with a small icon, a minus sign, and a close button. The main content area features the Pro DigiSign logo at the top. Below the logo, there are three input fields: 'mToken' (with a 'Refresh' button), 'PID', and 'Download Key'. A 'Proceed' button is located at the bottom right. The version 'version 1.3' is displayed in the bottom right corner. The window has a light gray background and a blue border.

Pro DigiSign

mToken

PID

Download Key

version 1.3



The advantages of using ProDigiSign

- ◆ **Special mToken Rates :** _____
Continue purchasing mTokens at your previous special rate without any changes to the token business. This allows you to earn more profit, and as a business partner, you can set your own resale prices. Tokens are not mandatory in the new DSC model, so you can purchase them from any source and continue your DSC business.
- ◆ **DSC Process with BP Code :** _____
As a ProDigiSign business partner, you can share a URL with your own BP code for the DSC process, allowing for easy and personalized digital signature certificate (DSC) transactions.
- ◆ **Partner and Dealer Management :** _____
You have the ability to add and create new partners or dealers for the DSC business, expanding your network and business opportunities.
- ◆ **Flexible Payment Options :** _____
There is no requirement for bulk purchases, and payments can be made on a one-to-one basis. You can make payments individually after the DSC is approved and before it is downloaded, ensuring a straightforward and manageable payment process.



Thanks for choosing ProDigiSign Services.

We appreciate your valuable co-operation & support.