

Welcome To ProDigiSign



Please click on **"ApplyDSC"** for Foreign Individual DSC process (Visit our website www.prodigisign.com)

Note:- If Applicant has PAN then PAN details are mandatory for applying DSC



For login, kindly use your KYC detail and KYC Pin.

Browser address bar: apply.prodigisign.pro/EKyc/UserLogin

Navigation menu: DSC Application Status, Download Document Signer DSC, Enable ReDownload, Find eKYC


Click on "Buy DSC" to apply DSC

Buy DSC


Applicant Login

eKYC ID/ Mobile No/ Email ([Find eKYC](#))

eKYC PIN


 

OTP

Send OTP

[eKYC Status](#) [Forget PIN](#) [Reset PIN](#) [Block eKYC](#) [Unblock eKYC](#) [Deactivate eKYC](#)



[WhatsApp](#) [Privacy - Terms](#)

Select Product & Services (DSC/Crypto Token/Assisted Services)

Please Select Our Product & Services

User Type*	Class Type	Certificate Types*	Validity*					
Foreign Individual	Class III	Signing	2 Years					
Token Type	Assisted Service	Price: ₹4501	Bifurcation (including Tax)					
Not Required	Not Required		<table border="1"><thead><tr><th>Certificate</th><th>Token</th><th>Assisted</th></tr></thead><tbody><tr><td>4501</td><td>0</td><td>0</td></tr></tbody></table>	Certificate	Token	Assisted	4501	0
Certificate	Token	Assisted						
4501	0	0						


Proceed (Next)

Enter Applicant's Email ID before Kyc & DSC.

Applicant's Email ID for DSC Registration

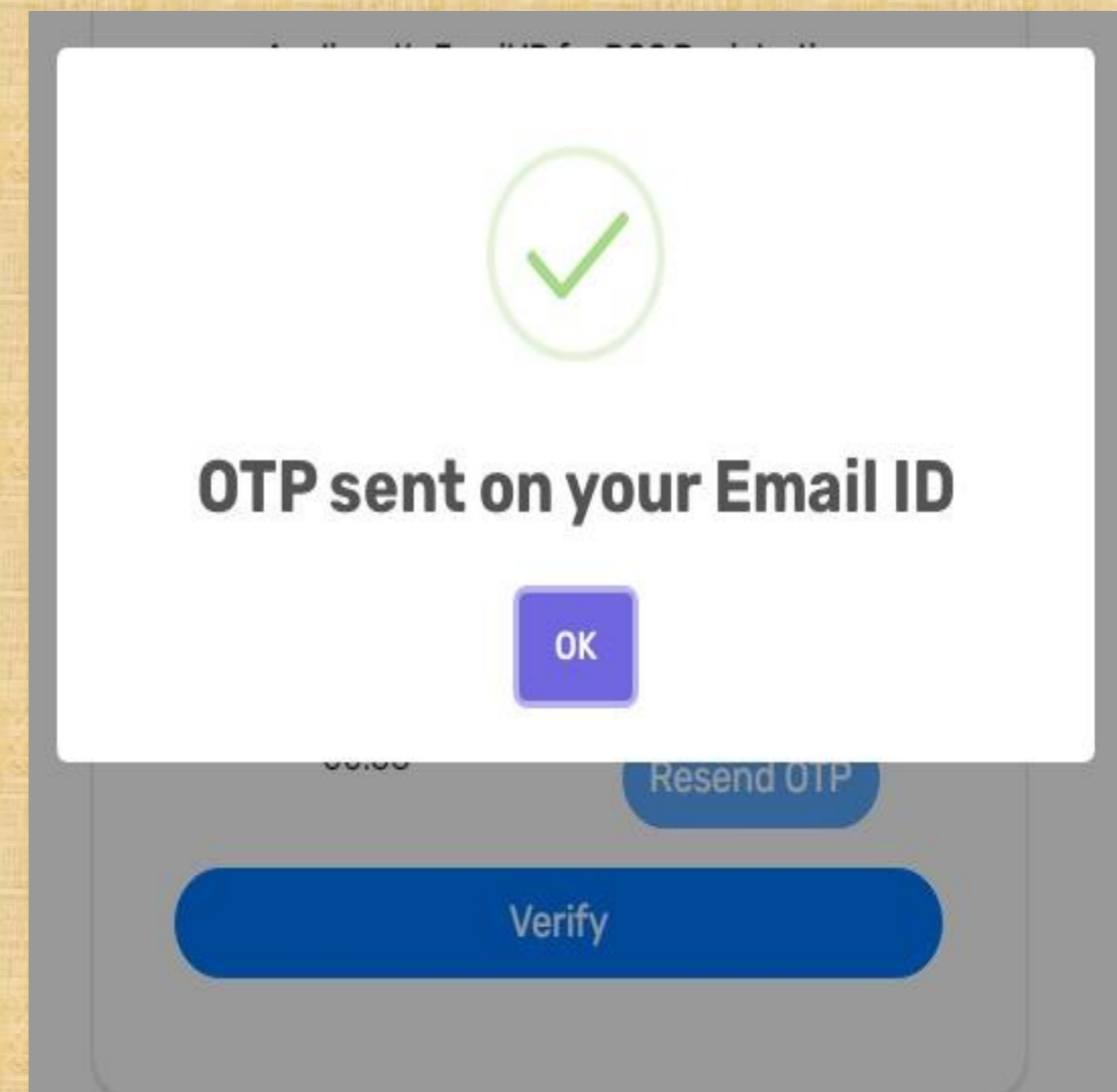
Email ID

OTP

00:51 [Resend OTP](#)

[Verify](#)



- ❖ For Foreign Individual DSC follows below procedure.
- ❖ There is no need Applicant mobile number all verification OTP will go to mail
- Enter required applicant information as shown in picture.
- Enter name as per PAN, if PAN not Available then enter as per Passport.
- Ekyc id is generated automatically when entering PAN/Passport Number
- Upload required documents
- Click **“Proceed(Next)”** button.

Signing 2 Years Price: ₹4501

Name as per PAN No / Passport No* **Gender*** **Date of Birth***

PAN Number* (Individual) **Email ID*** **eKYC Id***

If Passport Number

eKYC PIN*

Address*

Pincode/Zip Code* **City*** **State***

Country* **BP Code***

Is BPCode Available? Yes No

Note: Supported File format to upload proofs are PDF, JPEG, JPG, PNG and File size should be less than 5 MB

Address Proof* No file chosen **ID Proof*** No file chosen

Upload Photo (jpg, jpeg, png)*
 OR Click Box to Browse File

Remark(Optional)

Choose any option: **PayNow** or **PayLater**(user can pay after the order is approved from user login).

IdProof :

View

Applicant Declaration

I hereby agree and confirm, that I have read and understood Provisions, Guidelines and Practices of Certificate Digital **CPS** and the **Subscriber Agreement**, I would abide by the same. The information provided in this application form is Correct and true in all respect.

Associate Declaration

Section 71 of IT Act stipulates that if anyone makes a misrepresentation or suppresses any material fact from the CCA or CA for obtaining any DSC such person shall be punishable with imprisonment up to 2 years or with fine up to one lakh rupees or with both.

I have checked and verified the original documents, and have concluded that the applicant has provided correct information as per original document, I have verified the Signature on the application from matches with the Original document, and I recommend a Digital Signature Certificate be issued to the applicant.

I accept the terms of service & I want to Apply.

Proceed & Pay XXX

Proceed & Pay Later XXX

After PID created, kindly make video for ekyc verification.

Applicant Declaration

I hereby agree and confirm, [Subscriber Agreement](#), I will respect.

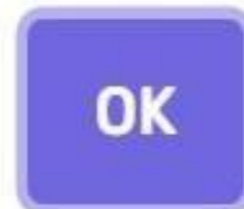
Associate Declaration

Section 71 of IT Act stipulates obtaining any DSC such as per

I have checked and verified original document, I have verified Digital Signature Certificate



Application form submitted successfully. PID is XXXXXXXXXXXX



Proceed & Pay out XXX

Proceed & Pay Later out XXX

the Digital [CPS](#) and the and true in all

the CCA or CA for rupees or with both.

correct information as per and I recommend a

Record Video and Submit.

For video verification, kindly go to

<https://apply.prodigisign.pro/DscRegistration/UserTrackDSCStatus> and enter PID with email OTP

Record Video

Note:

1. Turn off any application that is using your system camera
2. Click the Start Camera button (Green Button)
3. Click the Start Recording button (Blue Button)
4. Read the below text while recording the video
5. Speak every word loud and clear
6. Click Submit Button After 25 Seconds (Red Button)

Video Duration

00 00
Mins Secs

Text To Speak

Info: Please Show Original Documents in this video, which is uploaded in DSC process

I **AISHWARYA LOKESH KUDALE** , have applied for eKYC and DSC with Prodigisign CA. Video Code is: **170**
मैं **AISHWARYA LOKESH KUDALE** , ने प्रोडिजीसाइन सीए के साथ ईकेवाईसी और डीएससी के लिए आवेदन किया है। वीडियो कोड है:
170

Start Camera Start Recording Submit

Video will stop in 25 seconds.

For recording video, 1st click on "Start Camera" then "Start Recording" and "Submit" after 25 Seconds.

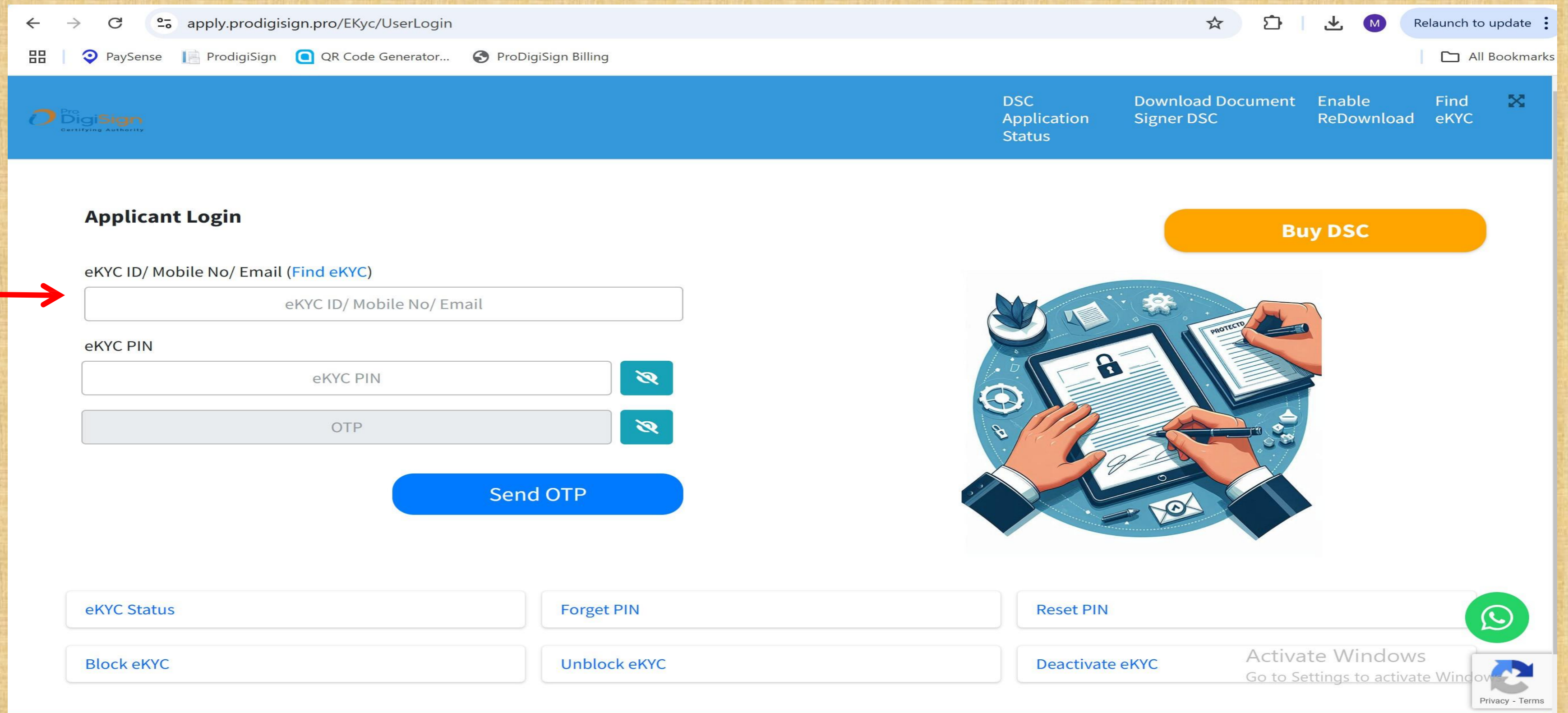
Click **“Proceed (Next)”** button.

Record Video

Your video has been successfully uploaded and is currently under review. Click "Proceed(Next)" for the next step.

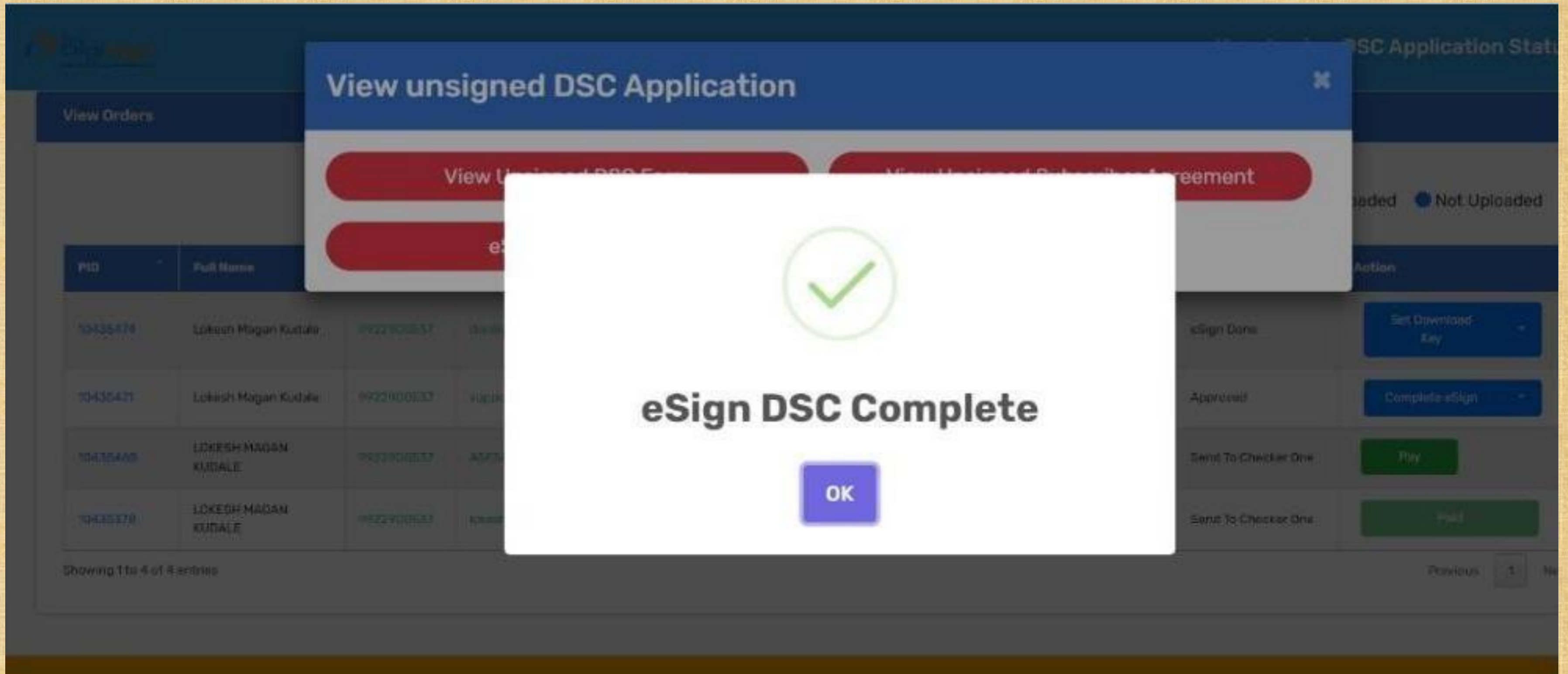
Proceed (Next)

Kindly go to <https://apply.prodigisign.pro/EKyc/UserLogin> and get logged in with applicant's details With mail OTP, to complete the “Complete eSign”, “Payment” and “Set Download Key”.



The screenshot shows the 'Applicant Login' page on the Pro DigiSign website. The page features a blue header with the Pro DigiSign logo and navigation links: 'DSC Application Status', 'Download Document Signer DSC', 'Enable ReDownload', and 'Find eKYC'. Below the header, there is a 'Buy DSC' button. The main content area is titled 'Applicant Login' and contains three input fields: 'eKYC ID/ Mobile No/ Email (Find eKYC)', 'eKYC PIN', and 'OTP'. Each input field has a corresponding 'Send OTP' button. At the bottom of the page, there are several utility buttons: 'eKYC Status', 'Forget PIN', 'Reset PIN', 'Block eKYC', 'Unblock eKYC', and 'Deactivate eKYC'. A red arrow points to the first input field. An illustration of hands signing a document on a tablet is shown on the right side of the page. A WhatsApp icon is visible in the bottom right corner, and a Windows watermark is present in the bottom right corner of the browser window.

Click on "Complete eSign"



The screenshot displays a web application interface with a modal window titled "View unsigned DSC Application". The modal contains two red buttons: "View Unsigned DSC Form" and "View Unsigned DSC Application Agreement". A white success message box is overlaid on the modal, featuring a green checkmark icon, the text "eSign DSC Complete", and a blue "OK" button. The background shows a table with columns for "PID", "Full Name", and "Action". The table contains four rows of data for users named Lokesh Magan Kudale. The "Action" column includes buttons like "Set Download Key", "Complete eSign", and "Send To Checker One".

PID	Full Name		Action
10435474	Lokesh Magan Kudale	9922900033	eSign Done <input type="button" value="Set Download Key"/>
10435471	Lokesh Magan Kudale	9922900033	Approved <input type="button" value="Complete eSign"/>
10435460	LOKESH MAGAN KUDALE	9922900033	Send To Checker One <input type="button" value="Pay"/>
10435379	LOKESH MAGAN KUDALE	9922900033	Send To Checker One <input type="button" value="Pay"/>

Showing 1 to 4 of 4 entries

Pay now

Process Time : 13:29

View Orders

● Approved ● Rejected ● Uploaded ● Not Uploaded

PID	Full Name	Mobile No	Email	Status	Action
10435486	AISHWARYA LOKESH KUDALE	9922900537	support@getdigim.com	Sign one	Pay

Showing 1 to 1 of 1 entries

Previous 1 Next

?

Total transaction amount is
XXX

Are you sure you want to proceed with the payment!

Yes, proceed! Cancel

Set Download Key

View Orders


● Approved ● Rejected ● Uploaded ● Not Uploaded

PID	Full Name	Mobile No	Email	eKYC Mode	Type	Added On	Remark	Status	Action
10435486	AISHWARYA LOKESH KUDALE	9922900537	support@getdigitalsignature.com	PAN KYC	Pro+ SIGNING - 2 Year	12-07-2024		eSign Done	Set Download Key

Showing 1 to 1 of 1 entries

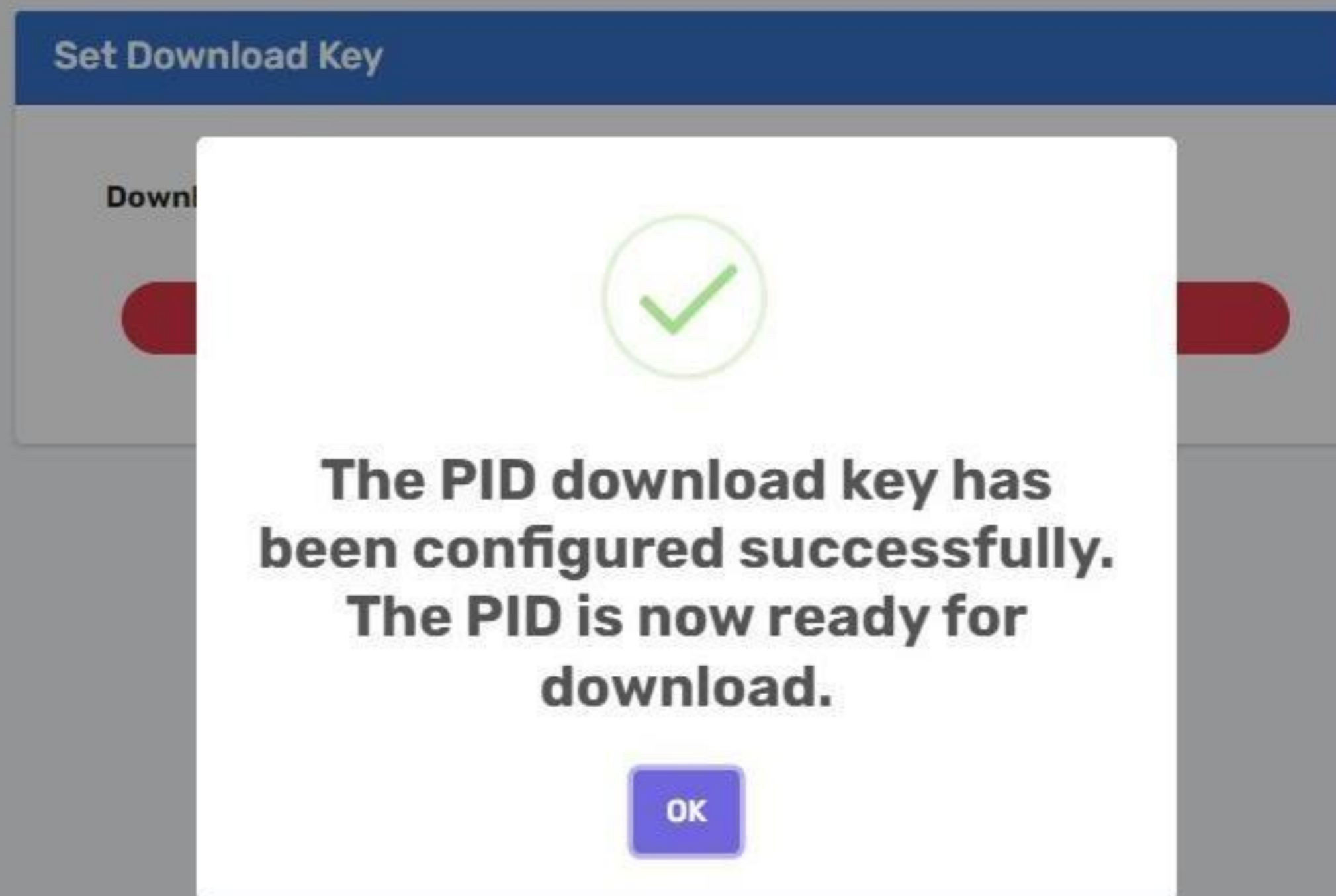
Previous 1 Next

Set Download Key

Download Key* 

[Submit](#) [Download Utility](#)

Download Key has been set for this PID and ready for download.



Now open DSC download Utility (Download Process is similar as previous).

Enter "PID number" and "Download Key" for downloading DSC.

A screenshot of a software window titled 'Pro DigiSign'. The window has a white background and a standard Windows-style title bar with a minimize button, a maximize button, and a close button. The main content area features the Pro DigiSign logo at the top left. Below the logo, there are three input fields with labels: 'mToken' (with a 'Refresh' button to its right), 'PID', and 'Download Key'. At the bottom center, there is a large blue 'Proceed' button. In the bottom right corner, the text 'version 1.3' is displayed. The window also has a small icon in the top left corner of its content area.



The advantages of using ProDigiSign

- ◆ **Special mToken Rates :** _____
Continue purchasing mTokens at your previous special rate without any changes to the token business. This allows you to earn more profit, and as a business partner, you can set your own resale prices. Tokens are not mandatory in the new DSC model, so you can purchase them from any source and continue your DSC business.
- ◆ **DSC Process with BP Code :** _____
As a ProDigiSign business partner, you can share a URL with your own BP code for the DSC process, allowing for easy and personalized digital signature certificate (DSC) transactions.
- ◆ **Partner and Dealer Management :** _____
You have the ability to add and create new partners or dealers for the DSC business, expanding your network and business opportunities.
- ◆ **Flexible Payment Options :** _____
There is no requirement for bulk purchases, and payments can be made on a one-to-one basis. You can make payments individually after the DSC is approved and before it is downloaded, ensuring a straightforward and manageable payment process.



Thanks for choosing ProDigiSign Services.

We appreciate your valuable co-operation & support.